

Success with Slide Presentations


Mrs. Kathleen Rose, M.A.

The Gow School

www.gow.org


Why are Slide Presentations Harder?

- Lights are low.
- You are tempted to turn your back.
- Technology can complicate your talk
- Tech trouble might occur



Why are Slide Presentations Harder?

- *Lights are low.*
- *You are tempted to turn your back.*
- **Tech trouble might occur**
- *Technology can complicate your talk*



The Advantages of Slide Shows

- Pictures and text are easy to assemble and clearer to see
- Video clips can be included
- Good experience for school and work
- They are easily revised

Slide shows are best for Illustrated Talks

4H Demonstrations do not work with slides!

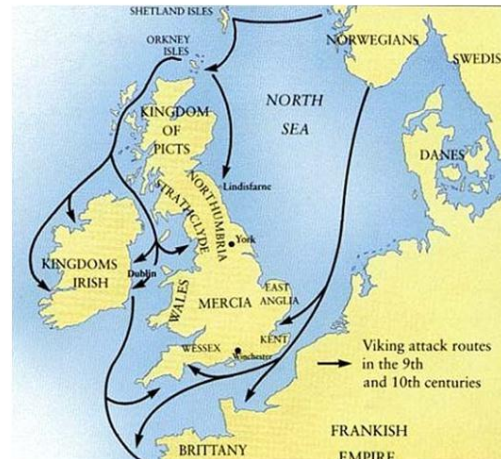


A 4H Slide Show = Your Poster



The Vikings

- ⇒ Homeland
- ⇒ Religious Beliefs
- ⇒ Long Boats
- ⇒ Weapons
- ⇒ Invasions



My Resources:
With The Vikings by Hazel Mary Martell
BBC History Viking Weapons and Warfare

So . . .

Keep it Simple!

Slides

- 6-10 slides
- Few words – large, simple font
- Large, clear pictures – 1-4 per slide
- Avoid special effects
- Light letters on dark background work best
- If showing a video – keep it short
(30 seconds- 1 minute)

Presenting

- Face your audience.
- Use a pointer if needed. Avoid laser pointers.
- Have a back up plan if technology fails.
- Know how to set up your equipment.

Warning

- Some photographs or web content is legally protected and might be illegal to copy and use.
- Do not cut and paste website addresses when showing your sources. List the website simply.

Not a good idea . . .




A Balanced, Pleasing Layout



Why are Slide Presentations Harder?

- *Lights are low.*
- *You are tempted to turn your back.*
- **Tech trouble might occur**
- *Technology can complicate your talk*



Remember



Keep It Simple,
Sam!

The Star of the Show is . . .



You !!